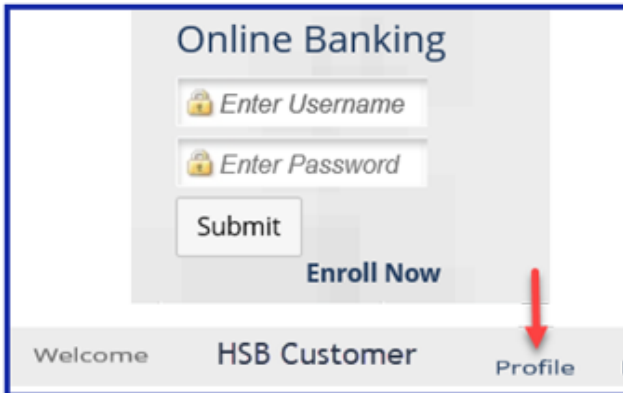
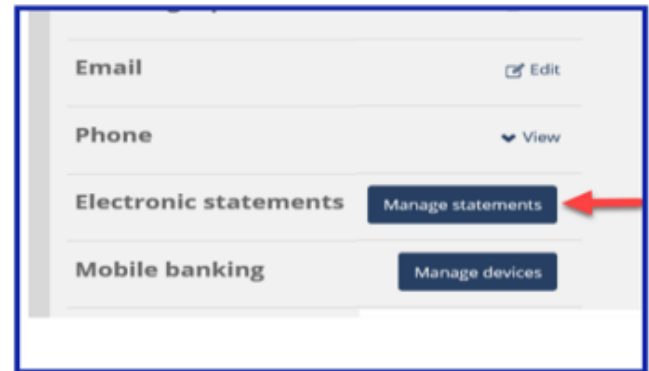




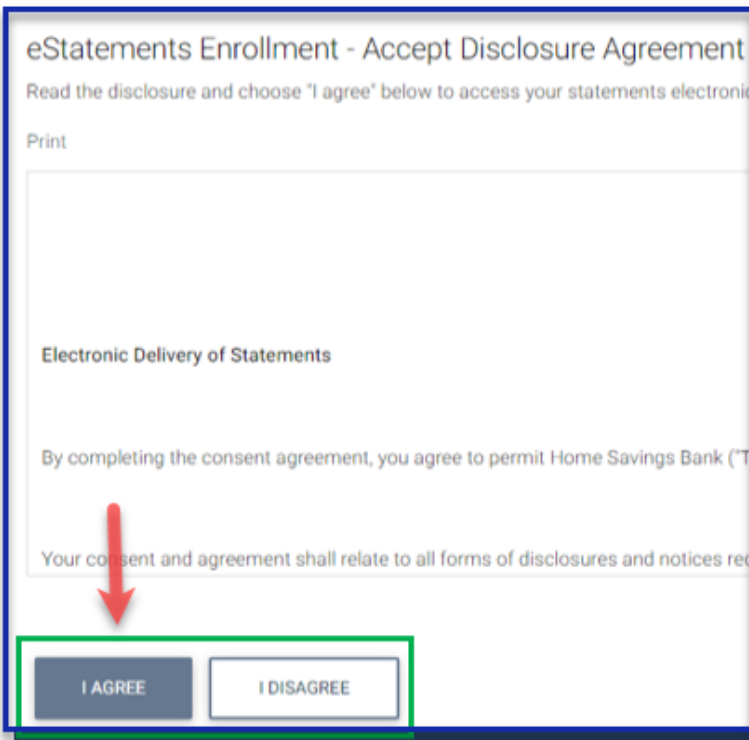
E-Statement Enrollment

A screenshot of the Home Savings Bank online banking login page. It features a grey background with the text 'Online Banking' at the top. Below this are two input fields: 'Enter Username' and 'Enter Password', each with a lock icon. A 'Submit' button is positioned below the password field. At the bottom of the login area is an 'Enroll Now' button. A red arrow points from the 'Enroll Now' button down to the 'Profile' link in the navigation bar. The navigation bar includes 'Welcome', 'HSB Customer', and 'Profile'.

- 1 Sign into online banking and select profile.

A screenshot of the 'Manage Statements' page in the online banking interface. It shows a list of services: 'Email' with an 'Edit' link, 'Phone' with a 'View' link, 'Electronic statements' with a 'Manage statements' button, and 'Mobile banking' with a 'Manage devices' button. A red arrow points to the 'Manage statements' button.

- 2 Select Manage Statements

A screenshot of the 'eStatements Enrollment - Accept Disclosure Agreement' page. The page title is 'eStatements Enrollment - Accept Disclosure Agreement'. Below the title is a paragraph of text: 'Read the disclosure and choose "I agree" below to access your statements electronic'. There is a 'Print' link. The main content area is titled 'Electronic Delivery of Statements' and contains a large block of text, including 'By completing the consent agreement, you agree to permit Home Savings Bank ("T' and 'Your consent and agreement shall relate to all forms of disclosures and notices rec'. At the bottom of the page are two buttons: 'I AGREE' and 'I DISAGREE'. A red arrow points to the 'I AGREE' button, which is highlighted with a green border.

- 3 Accept Disclosure